

Commitments of Traders Summary (Futures & Options)

*DATA FOR WEEK ENDING 2/27/2024

Friday, March 1, 2024

COMMERCIAL

	LONG	SHORT	NET	PRIOR	CHANGE
SRW	49,302	81,850	(32,548)	(21,880)	(10,668)
HRW	43,457	62,872	(19,415)	(19,627)	212
CORN	477,254	455,121	22,133	58,342	(36,209)
SOYBEAN	321,786	256,309	65,477	36,394	29,083
MEAL	163,561	203,221	(39,660)	(72,403)	32,743
OIL	133,279	206,103	(72,824)	(77,942)	5,118
LIVE CATTLE	73,185	195,951	(122,766)	(118,894)	(3,872)
FEEDER CATTLE	14,143	14,388	(245)	1,194	(1,439)
LEAN HOGS	31,803	152,328	(120,525)	(107,912)	(12,613)

LARGE TRADER

	LONG	SHORT	NET	PRIOR	CHANGE
SRW	38,810	19,077	19,733	22,479	(2,746)
HRW	18,942	7,951	10,991	9,403	1,588
CORN	104,044	56,902	47,142	65,994	(18,852)
SOYBEAN	42,173	63,888	(21,715)	(16,791)	(4,924)
MEAL	18,599	34,097	(15,498)	(13,281)	(2,217)
OIL	42,359	32,116	10,243	12,799	(2,556)
LIVE CATTLE	34,624	5,561	29,063	27,916	1,147
FEEDER CATTLE	4,640	6,158	(1,518)	(1,465)	(53)
LEAN HOGS	21,224	8,244	12,980	14,668	(1,688)

SWAP DEALERS

	LONG	SHORT	NET	PRIOR	CHANGE
SRW	81,849	9,175	72,674	72,477	197
HRW	53,039	1,186	51,853	54,791	(2,938)
CORN	254,494	6,690	247,804	248,430	(626)
SOYBEAN	135,289	5,214	130,075	130,222	(147)
MEAL	91,770	2,347	89,423	97,976	(8,553)
OIL	120,342	7,864	112,478	115,600	(3,122)
LIVE CATTLE	52,376	1,485	50,891	51,445	(554)
FEEDER CATTLE	2,423	681	1,742	1,304	438
LEAN HOGS	60,629	6,357	54,272	55,129	(857)

NON REPORTABLE

	LONG	SHORT	NET	PRIOR	CHANGE
SRW	30,722	34,254	(3,532)	(4,551)	1,019
HRW	19,539	20,845	(1,306)	(2,661)	1,355
CORN	195,479	217,301	(21,822)	(32,034)	10,212
SOYBEAN	59,168	72,352	(13,184)	(13,148)	(36)
MEAL	50,543	37,158	13,385	18,392	(5,007)
OIL	29,676	27,243	2,433	2,384	49
LIVE CATTLE	35,067	47,076	(12,009)	(11,001)	(1,008)
FEEDER CATTLE	11,602	21,573	(9,971)	(9,233)	(738)
LEAN HOGS	23,438	33,229	(9,791)	(10,057)	266

MANGED MONEY

	LONG	SHORT	NET	PRIOR	CHANGE
SRW	84,963	141,289	(56,326)	(68,524)	12,198
HRW	49,181	91,303	(42,122)	(41,907)	(215)
CORN	174,399	469,657	(295,258)	(340,732)	45,474
SOYBEAN	48,217	208,870	(160,653)	(136,677)	(23,976)
MEAL	60,747	108,397	(47,650)	(30,684)	(16,966)
OIL	62,506	114,835	(52,329)	(52,841)	512
LIVE CATTLE	78,145	23,324	54,821	50,533	4,288
FEEDER CATTLE	13,752	3,761	9,991	8,200	1,791
LEAN HOGS	73,217	10,153	63,064	48,173	14,891

TOTAL

	LONG	SHORT	NET	PRIOR	CHANGE
SRW	384,277	380,745	3,532	4,551	(1,019)
HRW	242,020	240,714	1,306	2,661	(1,355)
CORN	1,700,881	1,679,058	21,823	32,034	(10,211)
SOYBEAN	862,991	849,807	13,184	13,149	35
MEAL	490,449	503,834	(13,385)	(18,392)	5,007
OIL	528,641	531,074	(2,433)	(2,384)	(49)
LIVE CATTLE	361,635	349,626	12,009	11,001	1,008
FEEDER CATTLE	69,299	59,328	9,971	9,232	739
LEAN HOGS	321,002	311,211	9,791	10,057	(266)

Record Positions (Futures & Options)

*DATA FOR WEEK ENDING 2/27/2024

Friday, March 1, 2024

RECORD COMMERCIAL

	LONG	DATE	SHORT	DATE	LATEST
SRW	41,103	4/25/2017	(152,533)	8/14/2018	(32,548)
HRW	9,106	2/16/2016	(129,417)	7/11/2017	(19,415)
CORN	58,342	2/20/2024	(774,381)	1/12/2021	22,133
SOYBEAN	79,218	9/23/2014	(389,323)	10/27/2020	65,477
MEAL	45,603	9/12/2006	(274,619)	3/7/2023	(39,660)
OIL	(2,358)	1/28/2014	(268,167)	12/24/2019	(72,824)
LIVE CATTLE	(26,747)	10/13/2015	(236,721)	4/23/2019	(122,766)
FEEDER CATTLE	7,204	11/7/2023	(14,283)	10/24/2017	(245)
LEAN HOGS	(23,793)	3/28/2023	(163,515)	4/23/2019	(120,525)

RECORD LARGE TRADER

	LONG	DATE	SHORT	DATE	LATEST
SRW	39,774	12/12/2017	(23,407)	3/29/2016	19,733
HRW	24,239	8/8/2017	(19,332)	3/10/2015	10,991
CORN	193,854	1/19/2021	(10,986)	11/25/2008	47,142
SOYBEAN	65,174	1/19/2021	(27,662)	1/30/2024	(21,715)
MEAL	44,610	2/20/2018	(19,143)	2/6/2024	(15,498)
OIL	53,141	4/10/2018	(26,032)	5/7/2013	10,243
LIVE CATTLE	34,928	6/18/2019	(21,458)	7/20/2010	29,063
FEEDER CATTLE	6,872	1/17/2017	(6,689)	11/14/2023	(1,518)
LEAN HOGS	45,390	3/26/2019	(31,755)	9/19/2017	12,980

RECORD SWAP DEALERS

	LONG	DATE	SHORT	DATE	LATEST
SRW	128,468	6/26/2018	35,786	3/28/2023	72,674
HRW	54,791	2/20/2024	18,375	10/1/2019	51,853
CORN	442,696	8/10/2010	77,527	6/4/2019	247,804
SOYBEAN	193,888	3/4/2008	36,284	2/19/2013	130,075
MEAL	108,957	1/14/2020	(7,239)	9/5/2006	89,423
OIL	119,129	1/7/2020	27,442	3/17/2009	112,478
LIVE CATTLE	128,967	6/17/2008	43,611	3/28/2023	50,891
FEEDER CATTLE	11,248	8/14/2018	(661)	1/2/2024	1,742
LEAN HOGS	114,377	6/3/2008	33,042	4/21/2020	54,272

RECORD NON REPORTABLE

	LONG	DATE	SHORT	DATE	LATEST
SRW	14,608	10/11/2016	(22,769)	2/11/2020	(3,532)
HRW	17,057	4/9/2019	(12,728)	12/17/2013	(1,306)
CORN	140,125	10/8/2019	(204,765)	9/30/2014	(21,822)
SOYBEAN	19,483	5/19/2020	(131,858)	9/30/2014	(13,184)
MEAL	37,050	2/9/2021	(2,485)	11/29/2011	13,385
OIL	25,253	4/19/2016	(14,570)	4/23/2013	2,433
LIVE CATTLE	4,068	9/3/2019	(53,583)	4/19/2011	(12,009)
FEEDER CATTLE	2,830	12/5/2023	(18,466)	3/1/2011	(9,971)
LEAN HOGS	6,189	4/18/2023	(24,786)	1/16/2018	(9,791)

RECORD MANGED MONEY

	LONG	DATE	SHORT	DATE	LATEST
SRW	66,948	8/14/2018	(162,327)	4/25/2017	(56,326)
HRW	73,111	7/11/2017	(58,866)	5/7/2019	(42,122)
CORN	429,189	9/28/2010	(340,732)	2/20/2024	(295,258)
SOYBEAN	253,889	5/1/2012	(168,835)	5/14/2019	(160,653)
MEAL	155,063	3/7/2023	(77,112)	2/25/2020	(47,650)
OIL	126,543	11/1/2016	(109,950)	9/18/2018	(52,329)
LIVE CATTLE	154,550	4/23/2019	(6,885)	9/17/2019	54,821
FEEDER CATTLE	21,910	2/28/2012	(9,796)	10/11/2022	9,991
LEAN HOGS	97,952	9/24/2013	(31,110)	5/30/2023	63,064

RECORD TOTAL

	LONG	DATE	SHORT	DATE	LATEST
SRW	22,769	2/11/2020	(14,608)	10/11/2016	3,532
HRW	12,728	12/17/2013	(17,057)	4/9/2019	1,306
CORN	204,764	9/30/2014	(140,125)	10/8/2019	21,823
SOYBEAN	131,858	9/30/2014	(19,483)	5/19/2020	13,184
MEAL	2,485	11/29/2011	(37,049)	2/9/2021	(13,385)
OIL	14,570	4/23/2013	(25,254)	4/19/2016	(2,433)
LIVE CATTLE	53,583	4/19/2011	(4,068)	9/3/2019	12,009
FEEDER CATTLE	18,466	3/1/2011	(2,830)	12/5/2023	9,971
LEAN HOGS	24,786	1/16/2018	(6,189)	4/18/2023	9,791

Recent History (Futures & Options)

Friday, March 1, 2024

SRW:

HRW:

CORN:

Date	Comm.	Swap	Managed Money	Other	Non Reportable
12/5/2023	15,811	61,929	(96,222)	22,974	(4,491)
12/12/2023	(7,371)	61,673	(69,529)	22,694	(7,467)
12/19/2023	(13,074)	61,656	(65,032)	21,712	(5,263)
12/26/2023	(17,839)	61,392	(59,559)	22,214	(6,209)
1/2/2024	(16,745)	61,283	(60,277)	21,841	(6,102)
1/9/2024	(16,588)	63,691	(57,988)	19,099	(8,213)
1/16/2024	(9,850)	66,152	(68,575)	18,722	(6,450)
1/23/2024	(13,719)	66,531	(64,541)	17,125	(5,396)
1/30/2024	(24,735)	70,773	(64,818)	25,190	(6,410)
2/6/2024	(26,903)	72,247	(66,738)	25,141	(3,746)
2/13/2024	(37,412)	72,429	(55,672)	24,429	(3,774)
2/20/2024	(21,880)	72,477	(68,524)	22,479	(4,551)
2/27/2024	(32,548)	72,674	(56,326)	19,733	(3,532)

Date	Comm.	Swap	Managed Money	Other	Non Reportable
12/5/2023	(10,752)	37,223	(38,858)	13,431	(1,044)
12/12/2023	(17,639)	35,980	(30,704)	13,445	(1,081)
12/19/2023	(17,589)	36,431	(29,242)	11,074	(674)
12/26/2023	(15,810)	36,186	(31,090)	10,720	(6)
1/2/2024	(18,123)	43,341	(34,496)	10,069	(790)
1/9/2024	(22,383)	46,114	(34,226)	10,034	462
1/16/2024	(17,985)	50,469	(38,652)	9,449	(3,282)
1/23/2024	(22,414)	51,699	(38,340)	10,897	(1,843)
1/30/2024	(30,248)	52,872	(33,355)	12,567	(1,835)
2/6/2024	(27,397)	51,617	(33,397)	10,190	(1,013)
2/13/2024	(23,146)	53,831	(36,408)	7,730	(2,007)
2/20/2024	(19,627)	54,791	(41,907)	9,403	(2,661)
2/27/2024	(19,415)	51,853	(42,122)	10,991	(1,306)

Date	Comm.	Swap	Managed Money	Other	Non Reportable
12/5/2023	(39,754)	194,974	(160,533)	29,642	(24,330)
12/12/2023	(45,655)	194,861	(151,570)	32,135	(29,771)
12/19/2023	(18,643)	186,801	(180,724)	35,638	(23,072)
12/26/2023	(19,436)	187,507	(177,626)	34,897	(25,342)
1/2/2024	2,233	196,164	(197,326)	33,458	(34,528)
1/9/2024	291	217,446	(230,723)	41,241	(28,255)
1/16/2024	25,449	238,606	(260,542)	34,568	(38,080)
1/23/2024	26,054	236,883	(265,285)	33,541	(31,193)
1/30/2024	18,000	249,696	(280,151)	38,882	(26,427)
2/6/2024	23,470	248,653	(297,744)	53,240	(27,618)
2/13/2024	40,206	250,182	(314,341)	57,016	(33,064)
2/20/2024	58,342	248,430	(340,732)	65,994	(32,034)
2/27/2024	22,133	247,804	(295,258)	47,142	(21,822)

SOYBEANS:

SOYBEAN MEAL:

SOYBEAN OIL:

Date	Comm.	Swap	Managed Money	Other	Non Reportable
12/5/2023	(116,207)	105,498	36,633	(8,533)	(17,391)
12/12/2023	(109,144)	103,577	30,849	(8,391)	(16,889)
12/19/2023	(93,982)	100,607	10,266	(4,124)	(12,768)
12/26/2023	(92,492)	105,564	4,767	(9,396)	(8,443)
1/2/2024	(77,956)	109,801	(11,629)	(5,608)	(14,609)
1/9/2024	(63,938)	115,656	(31,248)	(4,427)	(16,045)
1/16/2024	(10,959)	123,398	(76,797)	(15,832)	(19,810)
1/23/2024	(1,556)	124,338	(91,842)	(13,427)	(17,512)
1/30/2024	21,338	130,678	(108,247)	(27,662)	(16,106)
2/6/2024	38,792	128,905	(130,300)	(25,257)	(12,137)
2/13/2024	35,918	130,572	(134,500)	(20,032)	(11,959)
2/20/2024	36,394	130,222	(136,677)	(16,791)	(13,148)
2/27/2024	65,477	130,075	(160,653)	(21,715)	(13,184)

Date	Comm.	Swap	Managed Money	Other	Non Reportable
12/5/2023	(226,574)	82,329	118,182	2,676	23,388
12/12/2023	(196,230)	80,733	92,720	(1,557)	24,335
12/19/2023	(172,059)	82,772	74,856	(7,132)	21,564
12/26/2023	(144,438)	81,493	59,233	(11,623)	15,335
1/2/2024	(127,965)	84,202	43,039	(11,922)	12,647
1/9/2024	(105,821)	91,882	10,461	(11,282)	14,762
1/16/2024	(107,044)	98,900	(4,079)	(7,211)	19,434
1/23/2024	(96,594)	103,274	(19,016)	(3,607)	15,944
1/30/2024	(87,509)	103,576	(22,068)	(12,183)	18,184
2/6/2024	(91,585)	105,485	(14,590)	(19,143)	19,834
2/13/2024	(77,978)	103,237	(27,592)	(16,578)	18,913
2/20/2024	(72,403)	97,976	(30,684)	(13,281)	18,392
2/27/2024	(39,660)	89,423	(47,650)	(15,498)	13,385

Date	Comm.	Swap	Managed Money	Other	Non Reportable
12/5/2023	(106,771)	103,756	(17,902)	15,214	5,703
12/12/2023	(97,217)	99,849	(22,584)	13,748	6,203
12/19/2023	(88,708)	99,745	(31,935)	12,327	8,573
12/26/2023	(67,157)	97,419	(49,653)	13,646	5,747
1/2/2024	(64,193)	95,979	(50,554)	15,663	3,105
1/9/2024	(74,004)	104,034	(46,608)	13,934	2,645
1/16/2024	(83,820)	112,756	(47,011)	14,469	3,607
1/23/2024	(88,736)	112,665	(44,705)	16,276	4,498
1/30/2024	(76,370)	113,267	(54,418)	13,082	4,439
2/6/2024	(84,438)	118,043	(44,225)	7,833	2,787
2/13/2024	(87,769)	115,621	(35,440)	7,674	(87)
2/20/2024	(77,942)	115,600	(52,841)	12,799	2,384
2/27/2024	(72,824)	112,478	(52,329)	10,243	2,433

LIVE CATTLE:

FEEDER CATTLE:

LEAN HOGS:

Date	Comm.	Swap	Managed Money	Other	Non Reportable
12/5/2023	(96,278)	58,031	27,723	20,255	(9,730)
12/12/2023	(90,526)	55,869	22,706	21,308	(9,357)
12/19/2023	(85,899)	54,117	16,884	22,865	(7,969)
12/26/2023	(86,232)	54,000	16,902	22,186	(6,857)
1/2/2024	(84,498)	53,275	17,415	20,219	(6,411)
1/9/2024	(78,594)	51,985	13,770	17,475	(4,636)
1/16/2024	(76,234)	49,741	12,993	17,907	(4,406)
1/23/2024	(83,036)	49,138	17,167	19,980	(3,250)
1/30/2024	(93,194)	50,241	27,171	23,771	(7,990)
2/6/2024	(101,419)	51,288	36,088	24,153	(10,110)
2/13/2024	(110,004)	52,076	42,472	26,100	(10,644)
2/20/2024	(118,894)	51,445	50,533	27,916	(11,001)
2/27/2024	(122,766)	50,891	54,821	29,063	(12,009)

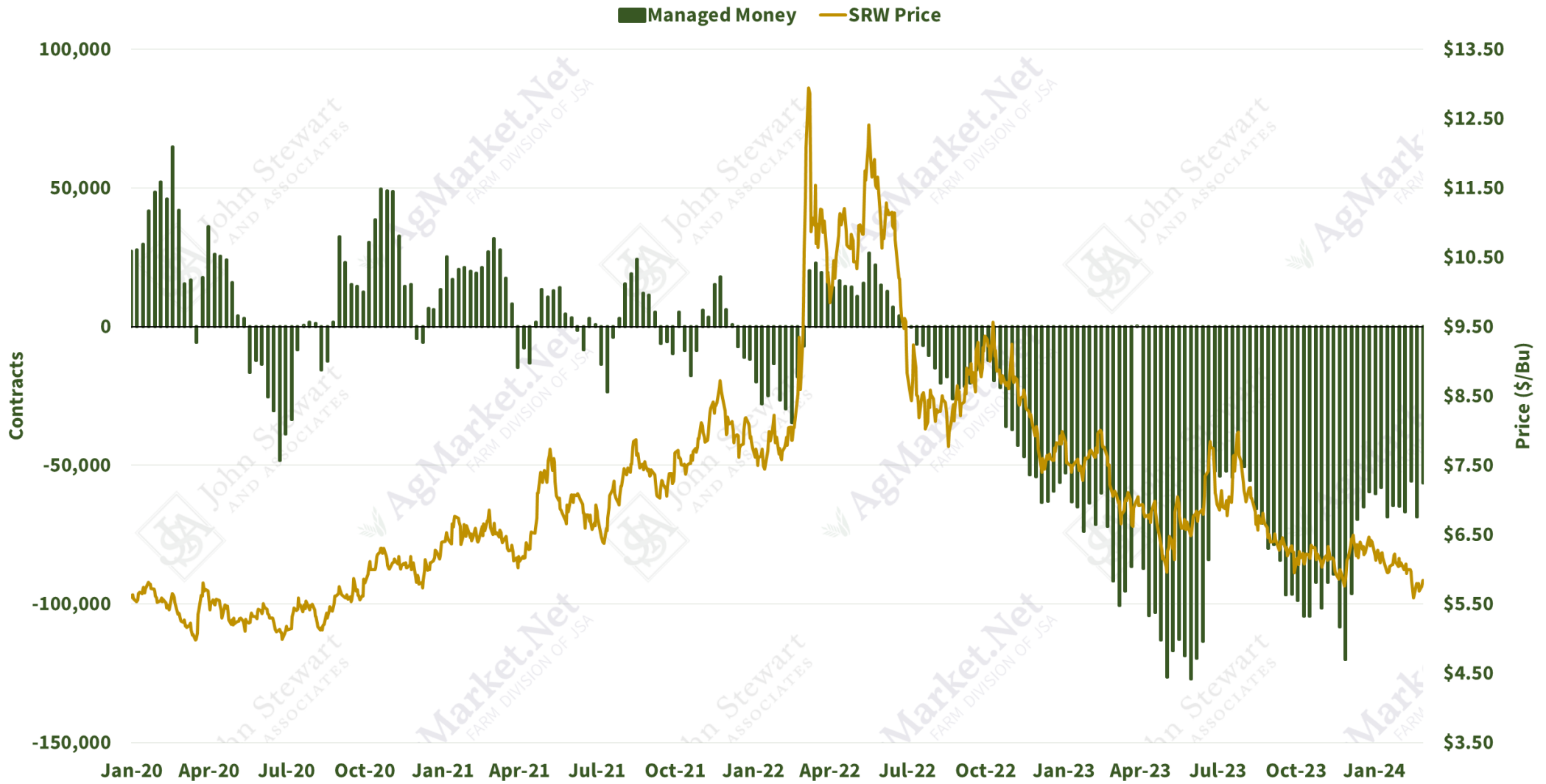
Date	Comm.	Swap	Managed Money	Other	Non Reportable
12/5/2023	4,570	(618)	(1,247)	(5,534)	2,830
12/12/2023	4,818	(432)	(1,171)	(5,324)	2,108
12/19/2023	5,270	(422)	(1,905)	(4,620)	1,678
12/26/2023	5,783	(492)	(2,718)	(4,083)	1,509
1/2/2024	6,155	(661)	(2,526)	(4,608)	1,640
1/9/2024	6,369	(325)	(2,277)	(4,642)	875
1/16/2024	5,693	(208)	(1,610)	(4,035)	160
1/23/2024	3,780	(241)	1,600	(3,758)	(1,380)
1/30/2024	1,813	991	4,741	(2,527)	(5,018)
2/6/2024	1,852	1,220	5,641	(1,522)	(7,193)
2/13/2024	1,125	1,300	7,364	(1,622)	(8,166)
2/20/2024	1,194	1,304	8,200	(1,465)	(9,233)
2/27/2024	(245)	1,742	9,991	(1,518)	(9,971)

Date	Comm.	Swap	Managed Money	Other	Non Reportable
12/5/2023	(32,858)	42,380	(17,963)	13,047	(4,606)
12/12/2023	(32,034)	43,267	(18,227)	11,488	(4,494)
12/19/2023	(38,959)	42,198	(8,306)	11,636	(6,569)
12/26/2023	(42,736)	43,508	(5,995)	12,673	(7,451)
1/2/2024	(33,359)	44,758	(17,602)	12,193	(5,991)
1/9/2024	(44,167)	46,219	(6,589)	10,870	(6,334)
1/16/2024	(48,662)	49,672	(1,807)	8,504	(7,707)
1/23/2024	(54,602)	50,271	2,483	8,426	(6,577)
1/30/2024	(81,238)	53,407	25,036	12,742	(9,946)
2/6/2024	(87,755)	53,663	31,647	13,103	(10,657)
2/13/2024	(91,179)	53,499	33,791	12,529	(8,639)
2/20/2024	(107,912)	55,129	48,173	14,668	(10,057)
2/27/2024	(120,525)	54,272	63,064	12,980	(9,791)

SRW Snapshot (Futures & Options)

Friday, March 1, 2024

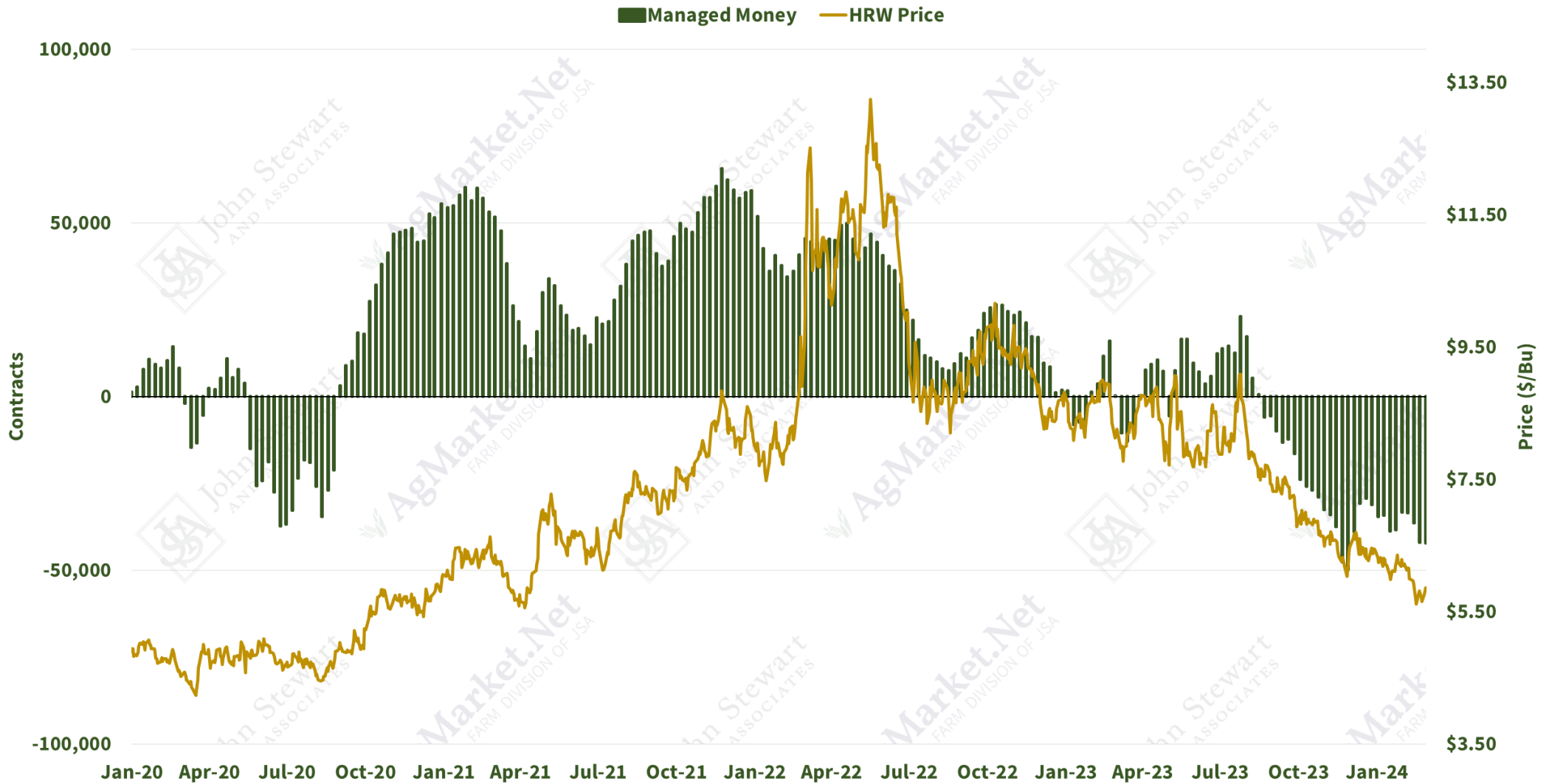
Net SRW Futures & Options Position and Nearby Futures Price



HRW Snapshot (Futures & Options)

Friday, March 1, 2024

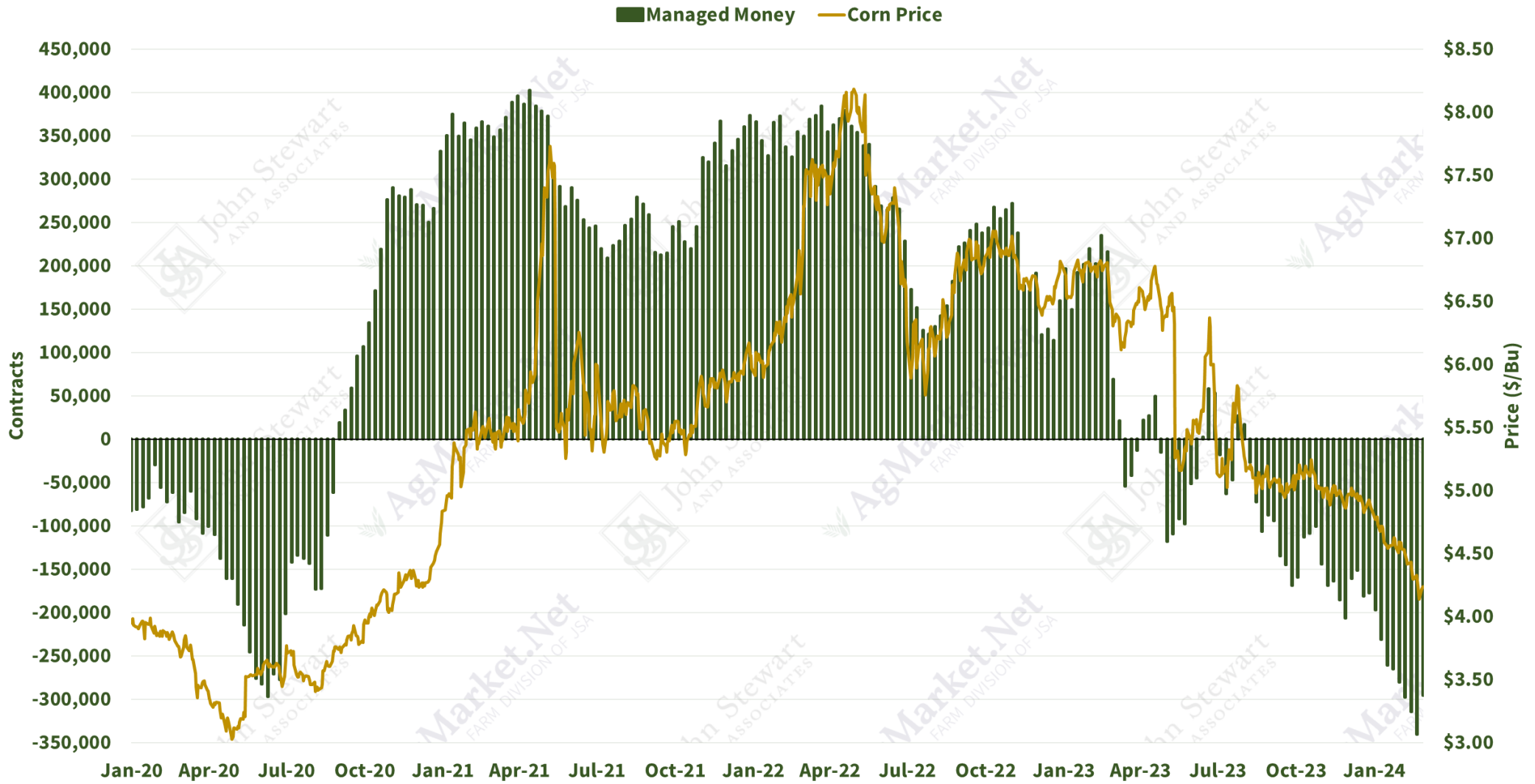
Net HRW Futures & Options Position and Nearby Futures Price



Corn Snapshot (Futures & Options)

Friday, March 1, 2024

Net Corn Futures & Options Position and Nearby Futures Price

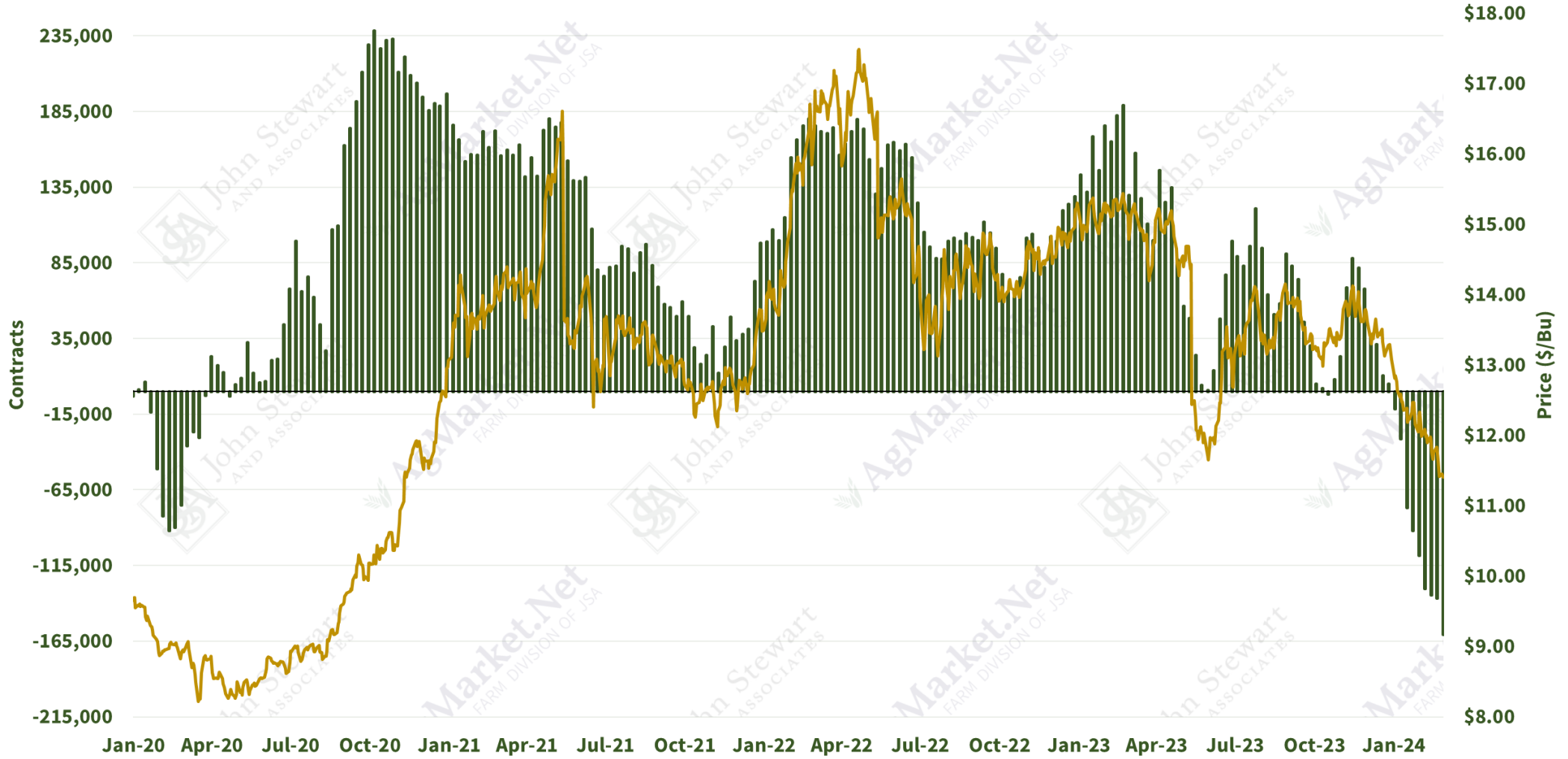


Soybean Snapshot (Futures & Options)

Friday, March 1, 2024

Net Soybean Futures & Options Position and Nearby Futures Price

Managed Money Soybean Price

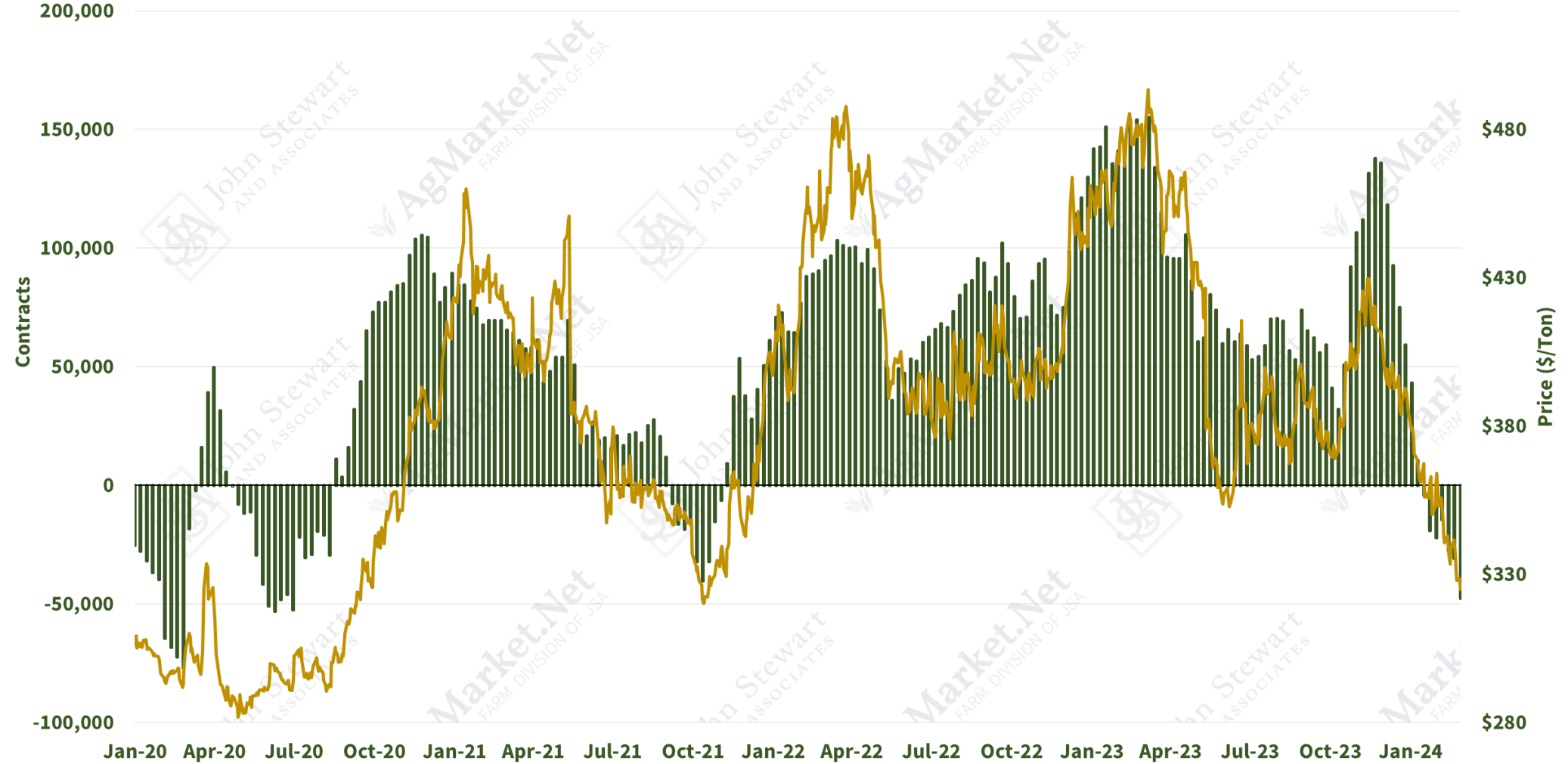


Soybean Meal Snapshot (Futures & Options)

Friday, March 1, 2024

Net Soybean Meal Futures & Options Position and Nearby Futures Price

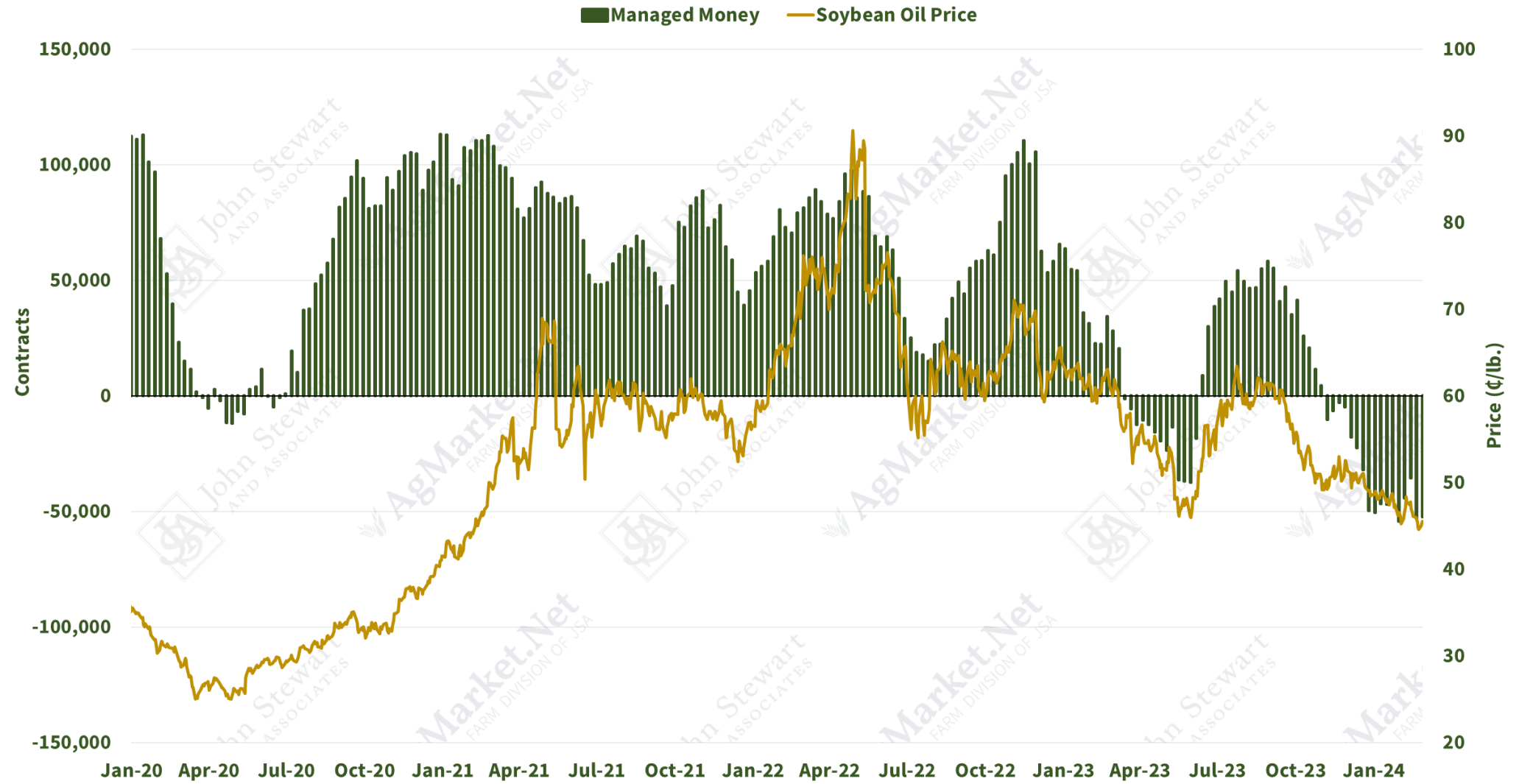
Managed Money Soybean Meal Price



Soybean Oil Snapshot (Futures & Options)

Friday, March 1, 2024

Net Soybean Oil Futures & Options Position and Nearby Futures Price

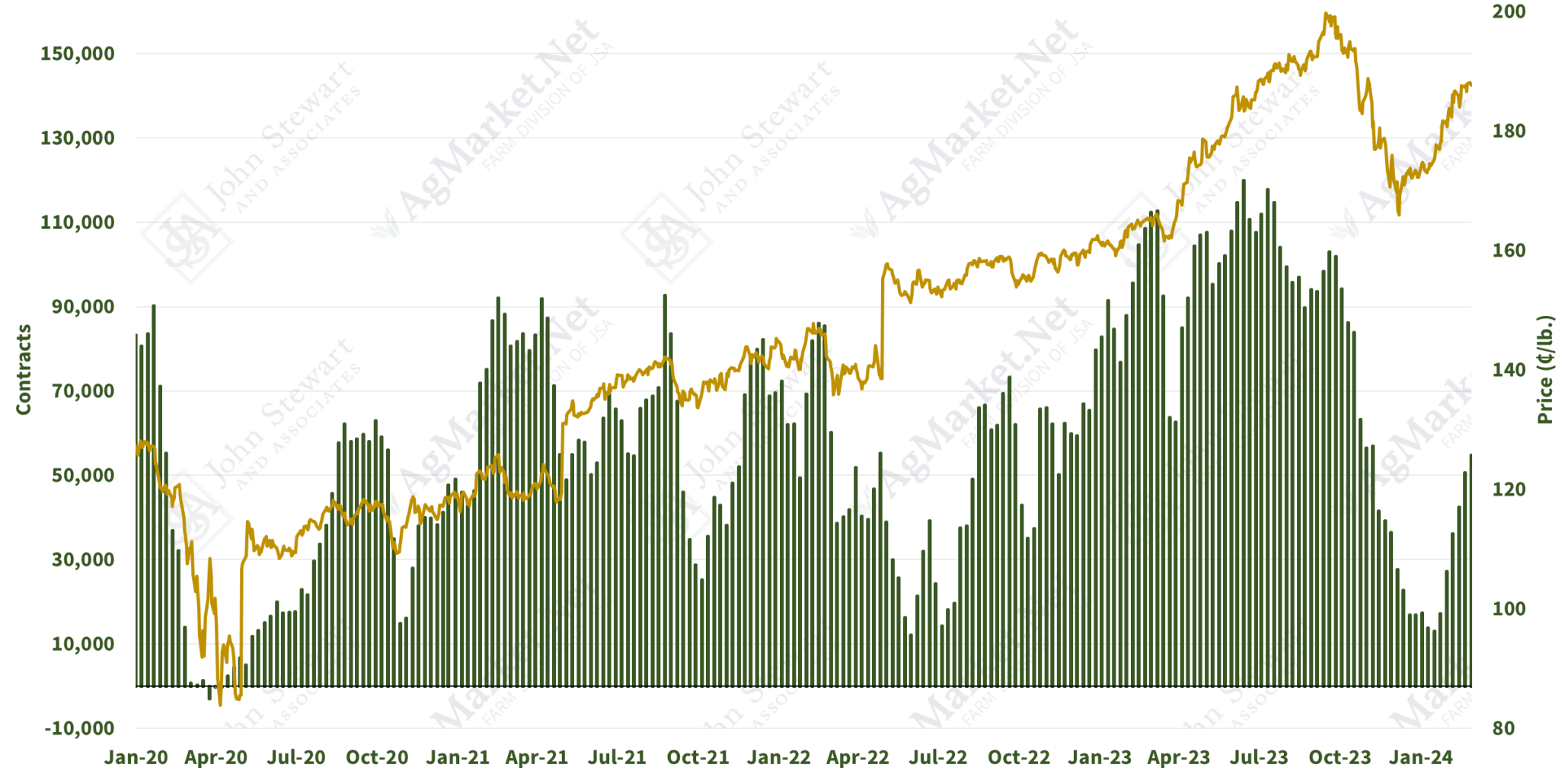


Live Cattle Snapshot (Futures & Options)

Friday, March 1, 2024

Net Live Cattle Futures & Options Position and Nearby Futures Price

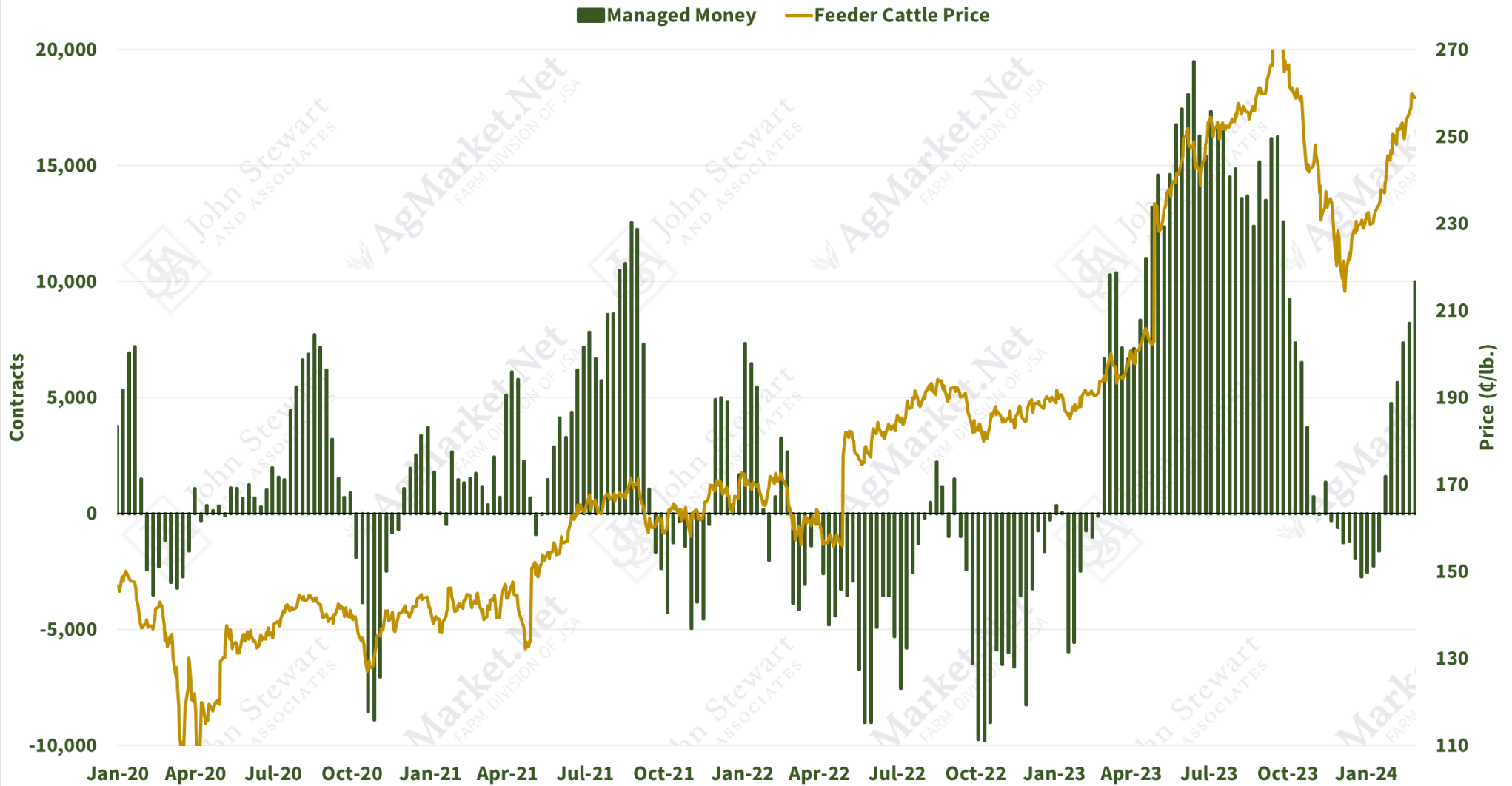
Managed Money Live Cattle Price



Feeder Cattle Snapshot (Futures & Options)

Friday, March 1, 2024

Net Feeder Cattle Futures & Options Position and Nearby Futures Price

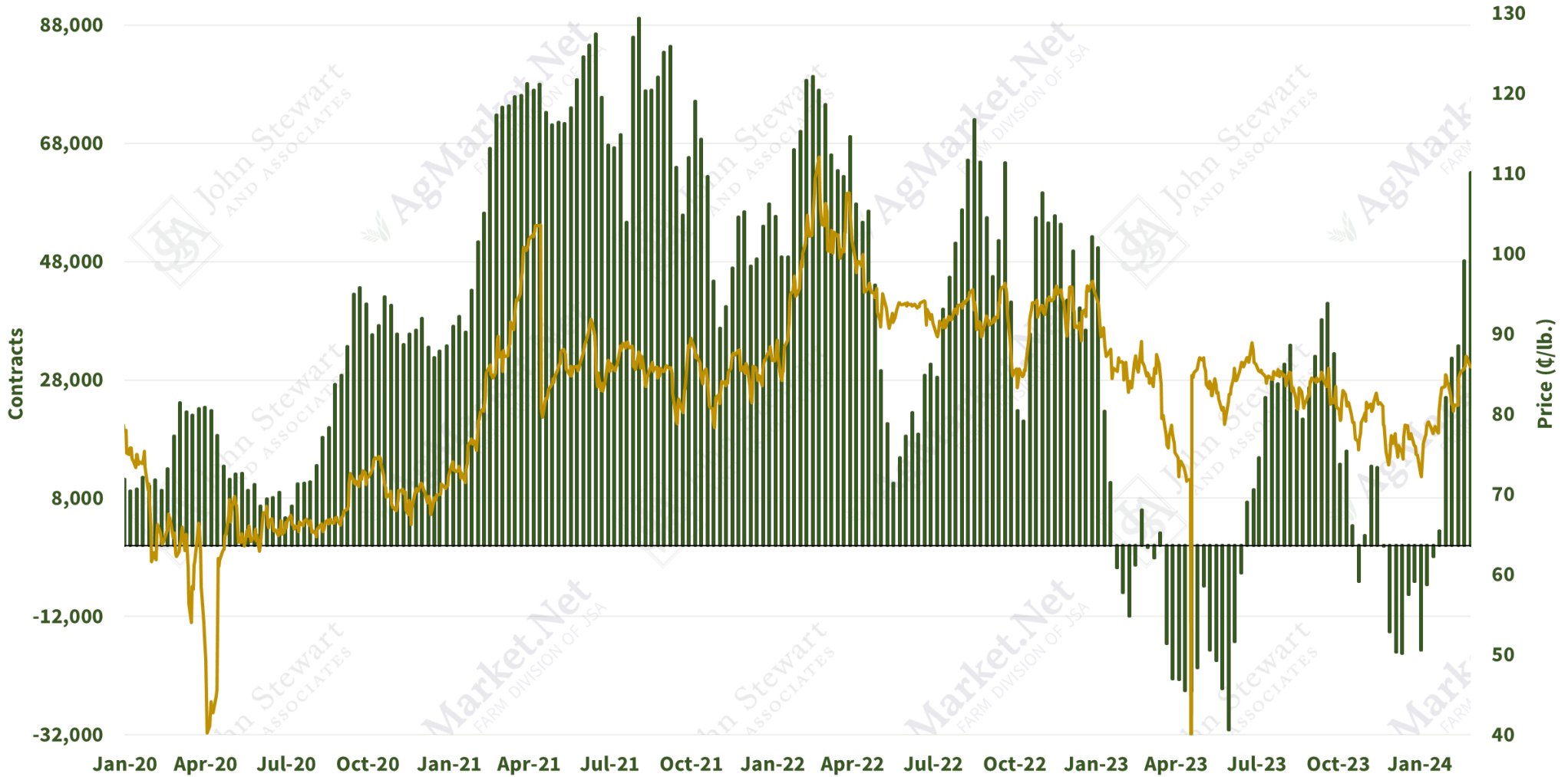


Lean Hogs Snapshot (Futures & Options)

Friday, March 1, 2024

Net Lean Hogs Futures & Options Position and Nearby Futures Price

Managed Money Lean Hogs Price



Trading commodity futures, options on futures, cash commodities and over-the-counter derivative products involve substantial risk of loss and may not be suitable for all investors. John Stewart and Associates, Inc. does not accept orders to buy or sell by e-mail. The information contained in this message has been obtained from sources believed to be reliable, but is not guaranteed as to its accuracy or completeness. Opinions are solely those of the author, subject to change at any time, and do not constitute a solicitation to buy or sell commodity futures, options, or over-the-counter derivative products. Past performance is not indicative of future results. © John Stewart and Associates, Inc. 2024