

Commitments of Traders Summary (Futures Only)

*DATA FOR WEEK ENDING 02/27/2024

Friday, March 1, 2024

COMMERCIAL

	LONG	SHORT	NET	PRIOR	CHANGE
SRW	43,686	75,295	(31,609)	(22,057)	(9,552)
HRW	40,642	60,156	(19,514)	(19,916)	402
CORN	407,671	390,989	16,682	48,600	(31,918)
SOYBEAN	295,206	215,120	80,086	46,416	33,670
MEAL	144,244	175,250	(31,006)	(66,252)	35,246
OIL	124,151	199,593	(75,442)	(83,942)	8,500
LIVE CATTLE	51,008	161,915	(110,907)	(107,978)	(2,929)
FEEDER CATTLE	11,131	9,744	1,387	2,239	(852)
LEAN HOGS	15,784	95,497	(79,713)	(67,816)	(11,897)

LARGE TRADER

	LONG	SHORT	NET	PRIOR	CHANGE
SRW	38,127	19,142	18,985	26,679	(7,694)
HRW	19,295	8,455	10,840	8,399	2,441
CORN	113,743	58,552	55,191	62,517	(7,326)
SOYBEAN	43,930	84,132	(40,202)	(33,614)	(6,588)
MEAL	20,393	43,615	(23,222)	(17,463)	(5,759)
OIL	44,183	32,096	12,087	18,473	(6,386)
LIVE CATTLE	33,760	26,733	7,027	7,677	(650)
FEEDER CATTLE	4,160	8,581	(4,421)	(3,662)	(759)
LEAN HOGS	20,601	54,208	(33,607)	(31,556)	(2,051)

SWAP DEALERS

	LONG	SHORT	NET	PRIOR	CHANGE
SRW	81,595	9,230	72,365	71,663	702
HRW	52,690	1,406	51,284	54,040	(2,756)
CORN	240,688	6,742	233,946	233,868	78
SOYBEAN	127,145	4,281	122,864	125,332	(2,468)
MEAL	89,716	2,472	87,244	95,402	(8,158)
OIL	120,100	7,369	112,731	116,469	(3,738)
LIVE CATTLE	53,029	2,587	50,442	50,852	(410)
FEEDER CATTLE	2,330	1,002	1,328	941	387
LEAN HOGS	60,367	5,639	54,728	56,219	(1,491)

NON REPORTABLE

	LONG	SHORT	NET	PRIOR	CHANGE
SRW	28,974	32,749	(3,775)	(4,967)	1,192
HRW	18,594	19,746	(1,152)	(2,579)	1,427
CORN	151,100	169,124	(18,024)	(16,401)	(1,623)
SOYBEAN	51,829	63,547	(11,718)	(11,460)	(258)
MEAL	44,952	34,370	10,582	16,303	(5,721)
OIL	28,265	26,628	1,637	1,414	223
LIVE CATTLE	30,732	36,266	(5,534)	(4,754)	(780)
FEEDER CATTLE	9,444	16,823	(7,379)	(6,916)	(463)
LEAN HOGS	20,760	25,061	(4,301)	(4,899)	598

MANGED MONEY

	LONG	SHORT	NET	PRIOR	CHANGE
SRW	85,039	141,005	(55,966)	(71,318)	15,352
HRW	49,164	90,622	(41,458)	(39,944)	(1,514)
CORN	181,933	469,728	(287,795)	(328,584)	40,789
SOYBEAN	48,431	199,461	(151,030)	(126,674)	(24,356)
MEAL	60,537	104,135	(43,598)	(27,990)	(15,608)
OIL	63,798	114,811	(51,013)	(52,414)	1,401
LIVE CATTLE	80,985	22,013	58,972	54,203	4,769
FEEDER CATTLE	13,005	3,920	9,085	7,398	1,687
LEAN HOGS	73,436	10,543	62,893	48,052	14,841

TOTAL

	LONG	SHORT	NET	PRIOR	CHANGE
SRW	344,415	340,640	3,775	4,967	(1,192)
HRW	227,328	226,176	1,152	2,579	(1,427)
CORN	1,353,388	1,335,364	18,024	16,401	1,623
SOYBEAN	662,932	651,214	11,718	11,460	258
MEAL	414,908	425,490	(10,582)	(16,303)	5,721
OIL	495,594	497,231	(1,637)	(1,414)	(223)
LIVE CATTLE	274,044	268,510	5,534	4,754	780
FEEDER CATTLE	46,291	38,912	7,379	6,916	463
LEAN HOGS	223,990	219,689	4,301	4,899	(598)

Record Positions (Futures Only)

*DATA FOR WEEK ENDING 02/27/2024

Friday, March 1, 2024

RECORD COMMERCIAL

	LONG	DATE	SHORT	DATE	LATEST
SRW	32,628	10/4/2016	(161,927)	8/7/2018	(31,609)
HRW	6,050	12/1/2015	(130,381)	7/18/2017	(19,514)
CORN	48,600	2/20/2024	(783,355)	2/23/2021	16,682
SOYBEAN	80,086	2/27/2024	(424,543)	11/10/2020	80,086
MEAL	37,740	9/12/2006	(276,587)	3/7/2023	(31,006)
OIL	(3,790)	1/21/2014	(266,921)	12/24/2019	(75,442)
LIVE CATTLE	(21,580)	10/20/2015	(226,677)	4/23/2019	(110,907)
FEEDER CATTLE	5,848	11/21/2023	(12,916)	10/24/2017	1,387
LEAN HOGS	(12,170)	12/12/2023	(146,448)	9/24/2013	(79,713)

RECORD LARGE TRADER

	LONG	DATE	SHORT	DATE	LATEST
SRW	65,549	12/12/2017	(26,533)	7/11/2017	18,985
HRW	27,621	10/1/2019	(17,897)	3/10/2015	10,840
CORN	322,373	6/19/2018	(60,251)	10/15/2013	55,191
SOYBEAN	103,151	6/19/2018	(64,307)	9/30/2014	(40,202)
MEAL	48,844	7/24/2018	(23,423)	12/26/2023	(23,222)
OIL	57,851	4/10/2018	(22,572)	5/7/2013	12,087
LIVE CATTLE	36,545	6/4/2019	(33,664)	7/20/2010	7,027
FEEDER CATTLE	4,830	9/20/2016	(6,313)	5/8/2012	(4,421)
LEAN HOGS	27,146	6/25/2019	(39,540)	8/8/2023	(33,607)

RECORD SWAP DEALERS

	LONG	DATE	SHORT	DATE	LATEST
SRW	123,413	11/18/2014	52,654	10/4/2022	72,365
HRW	54,040	2/20/2024	18,064	10/1/2019	51,284
CORN	412,591	8/10/2010	120,158	9/10/2019	233,946
SOYBEAN	185,600	2/26/2008	40,978	9/25/2012	122,864
MEAL	107,961	1/14/2020	(7,504)	9/5/2006	87,244
OIL	120,263	2/6/2024	27,264	3/17/2009	112,731
LIVE CATTLE	114,534	7/29/2008	42,994	3/21/2023	50,442
FEEDER CATTLE	11,035	7/17/2018	(682)	1/2/2024	1,328
LEAN HOGS	111,707	6/3/2008	33,821	4/7/2020	54,728

RECORD NON REPORTABLE

	LONG	DATE	SHORT	DATE	LATEST
SRW	11,273	10/11/2016	(21,271)	8/11/2020	(3,775)
HRW	15,784	4/9/2019	(12,083)	12/17/2013	(1,152)
CORN	99,393	9/17/2019	(160,924)	1/26/2010	(18,024)
SOYBEAN	16,963	5/19/2020	(101,342)	9/30/2014	(11,718)
MEAL	32,282	2/9/2021	(2,262)	11/29/2011	10,582
OIL	25,121	4/19/2016	(14,297)	4/23/2013	1,637
LIVE CATTLE	5,255	9/3/2019	(46,204)	6/10/2008	(5,534)
FEEDER CATTLE	1,324	10/27/2020	(16,409)	3/1/2011	(7,379)
LEAN HOGS	4,741	3/19/2019	(24,733)	11/14/2017	(4,301)

RECORD MANGED MONEY

	LONG	DATE	SHORT	DATE	LATEST
SRW	66,351	8/7/2018	(171,269)	4/25/2017	(55,966)
HRW	72,845	7/11/2017	(59,759)	5/7/2019	(41,458)
CORN	409,444	3/1/2011	(344,185)	4/23/2019	(287,795)
SOYBEAN	240,937	5/1/2012	(171,141)	5/14/2019	(151,030)
MEAL	155,797	2/21/2023	(75,873)	2/25/2020	(43,598)
OIL	125,722	11/1/2016	(110,846)	9/18/2018	(51,013)
LIVE CATTLE	155,183	4/23/2019	(10,478)	9/17/2019	58,972
FEEDER CATTLE	21,741	2/28/2012	(9,589)	10/4/2022	9,085
LEAN HOGS	96,164	9/24/2013	(35,442)	5/30/2023	62,893

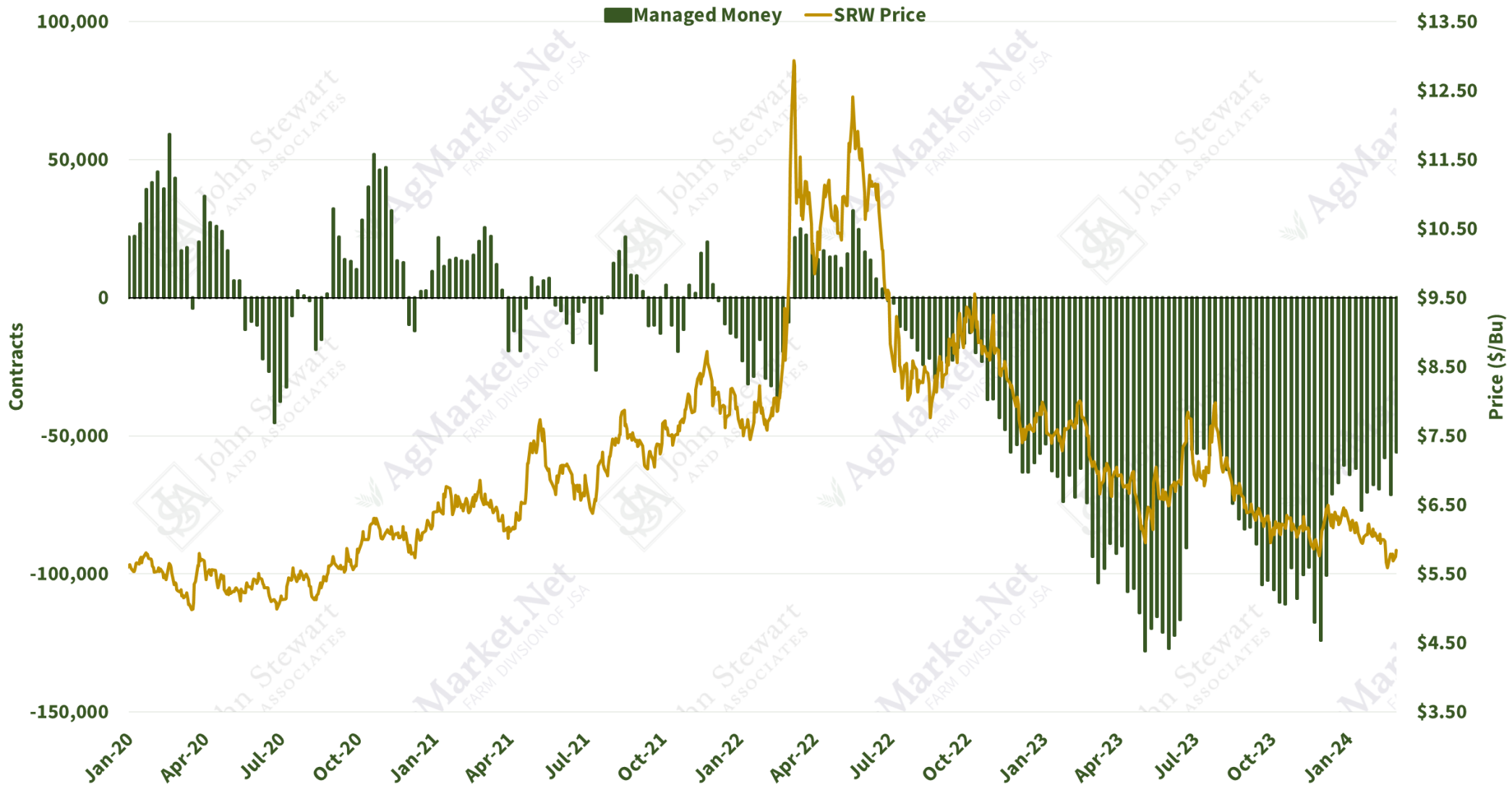
RECORD TOTAL

	LONG	DATE	SHORT	DATE	LATEST
SRW	21,271	8/11/2020	(11,273)	10/11/2016	3,775
HRW	12,083	12/17/2013	(15,784)	4/9/2019	1,152
CORN	160,924	1/26/2010	(99,393)	9/17/2019	18,024
SOYBEAN	101,342	9/30/2014	(16,963)	5/19/2020	11,718
MEAL	2,262	11/29/2011	(32,282)	2/9/2021	(10,582)
OIL	14,297	4/23/2013	(25,121)	4/19/2016	(1,637)
LIVE CATTLE	46,204	6/10/2008	(5,255)	9/3/2019	5,534
FEEDER CATTLE	16,409	3/1/2011	(1,324)	10/27/2020	7,379
LEAN HOGS	24,733	11/14/2017	(4,741)	3/19/2019	4,301

SRW Snapshot (Futures Only)

Friday, March 1, 2024

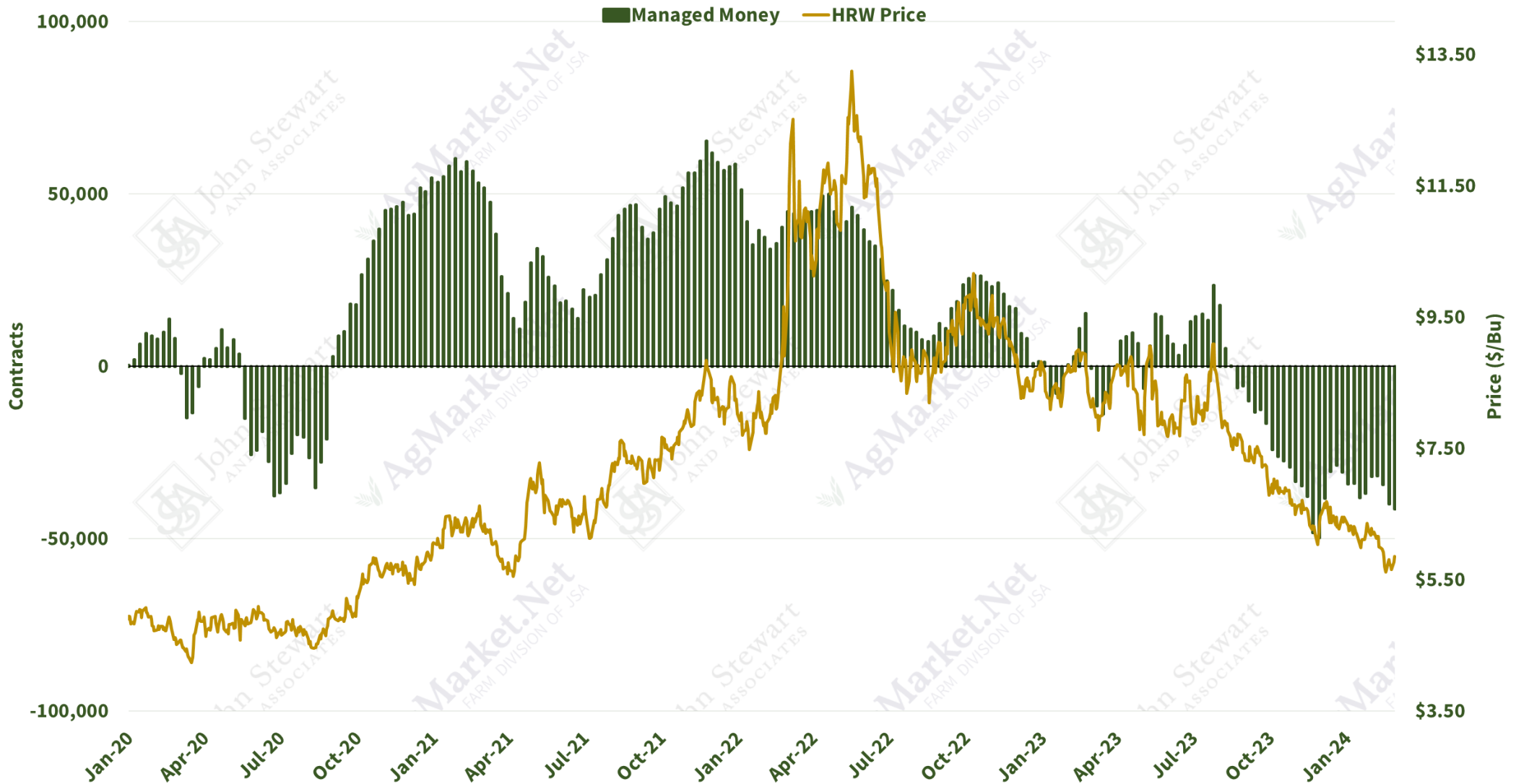
Net SRW Futures Only Position and Nearby Futures Price



HRW Snapshot (Futures Only)

Friday, March 1, 2024

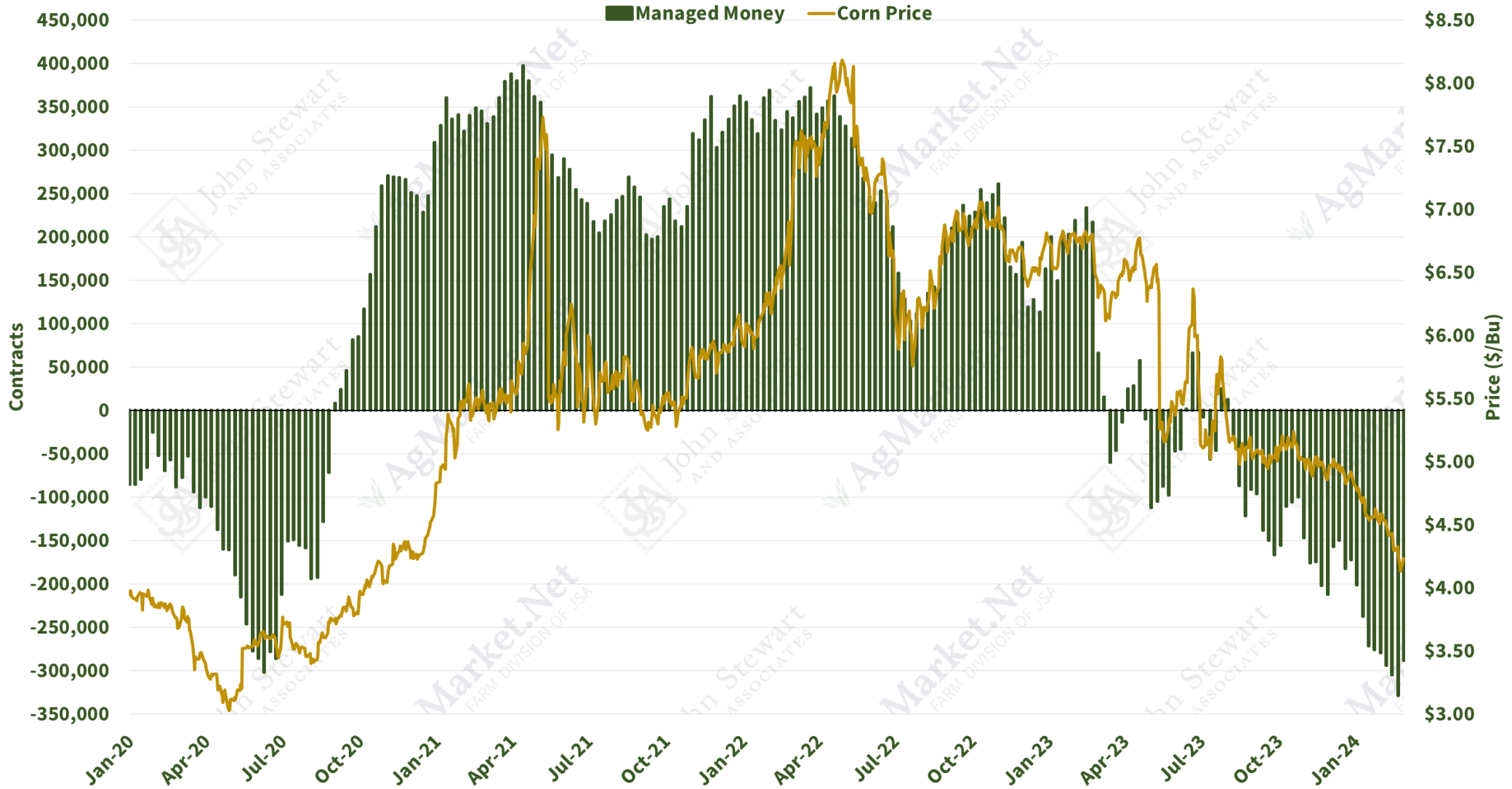
Net HRW Futures Only Position and Nearby Futures Price



Corn Snapshot (Futures Only)

Friday, March 1, 2024

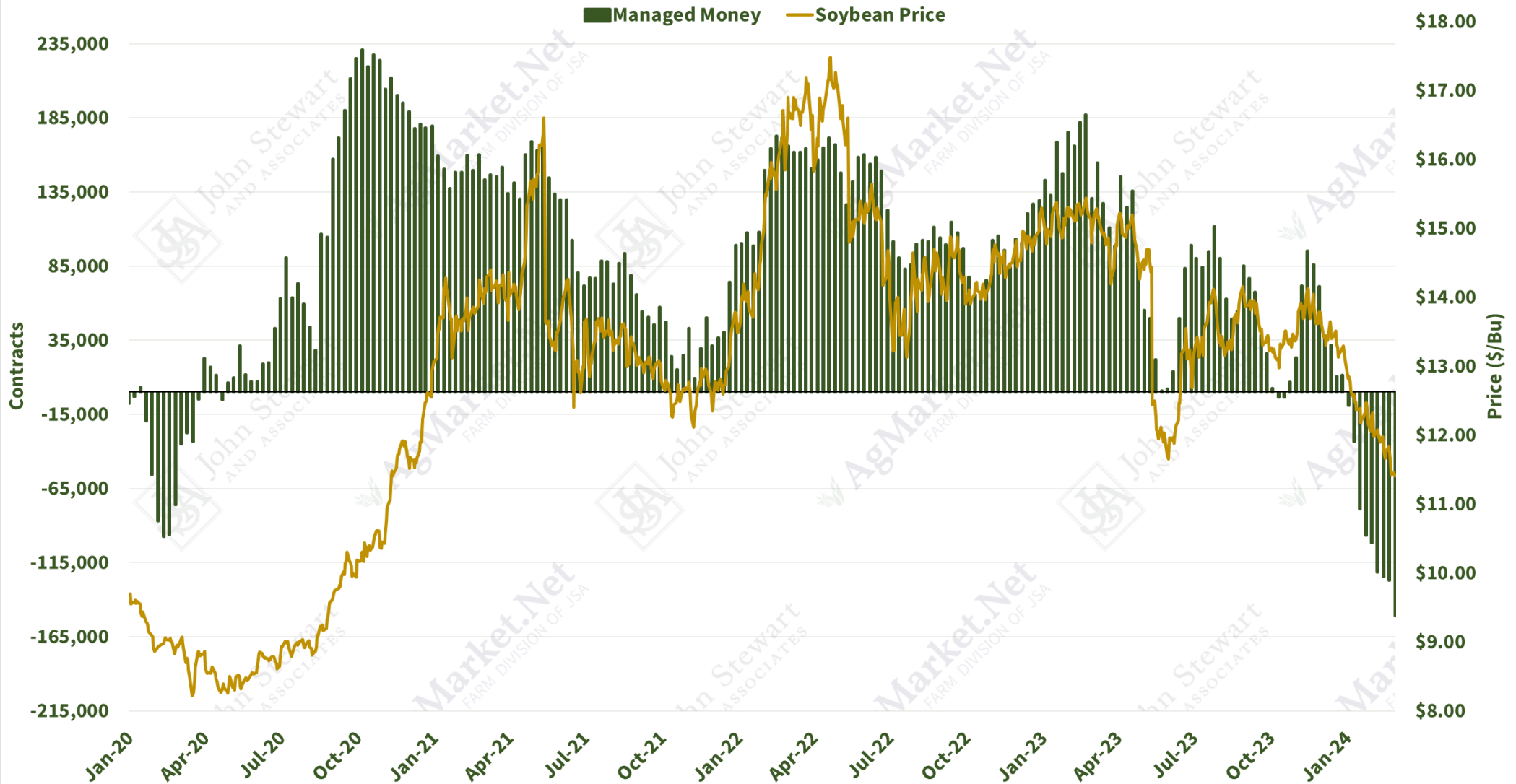
Net Corn Futures Only Position and Nearby Futures Price



Soybean Snapshot (Futures Only)

Friday, March 1, 2024

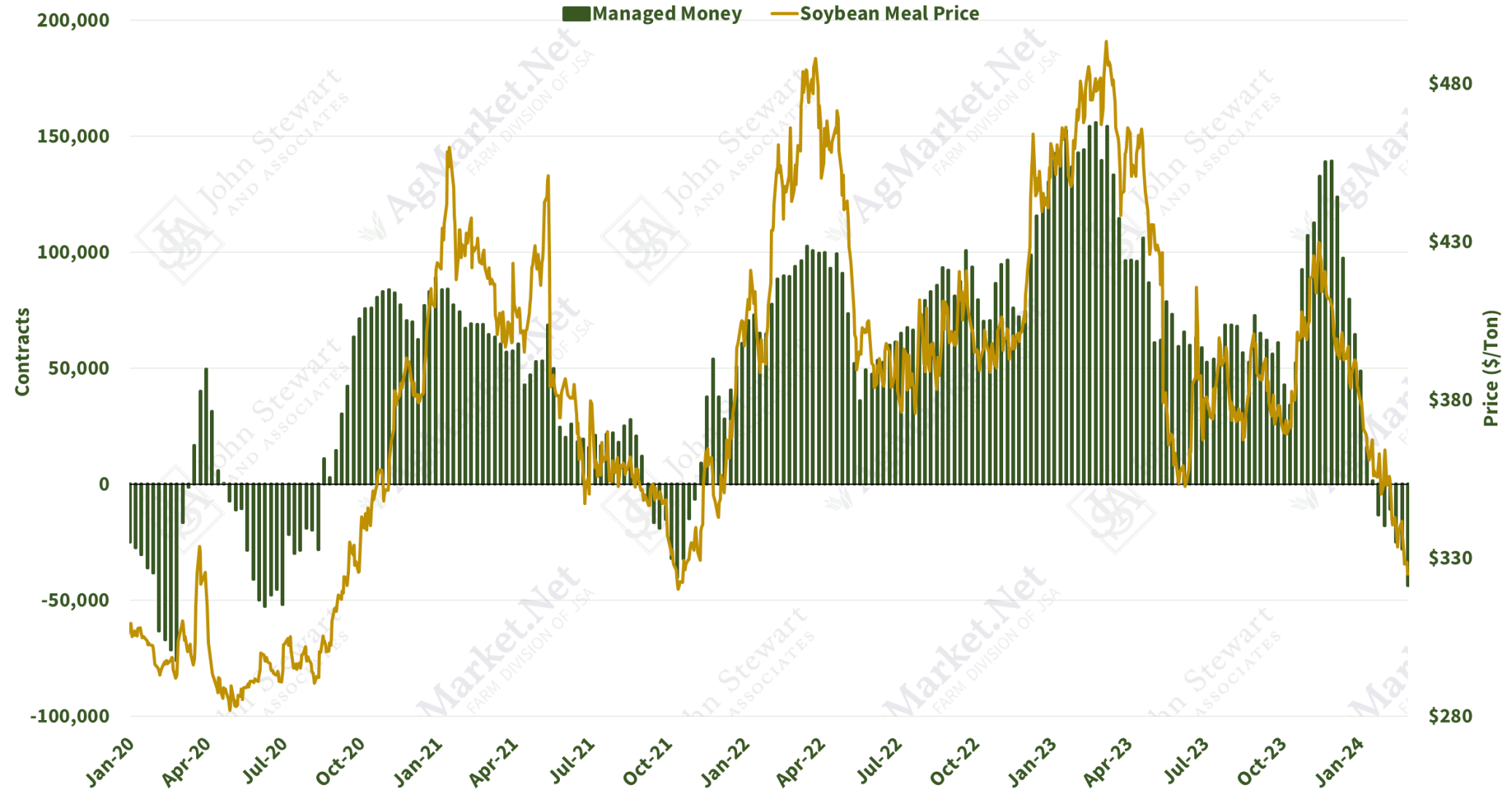
Net Soybean Futures Only Position and Nearby Futures Price



Soybean Meal Snapshot (Futures Only)

Friday, March 1, 2024

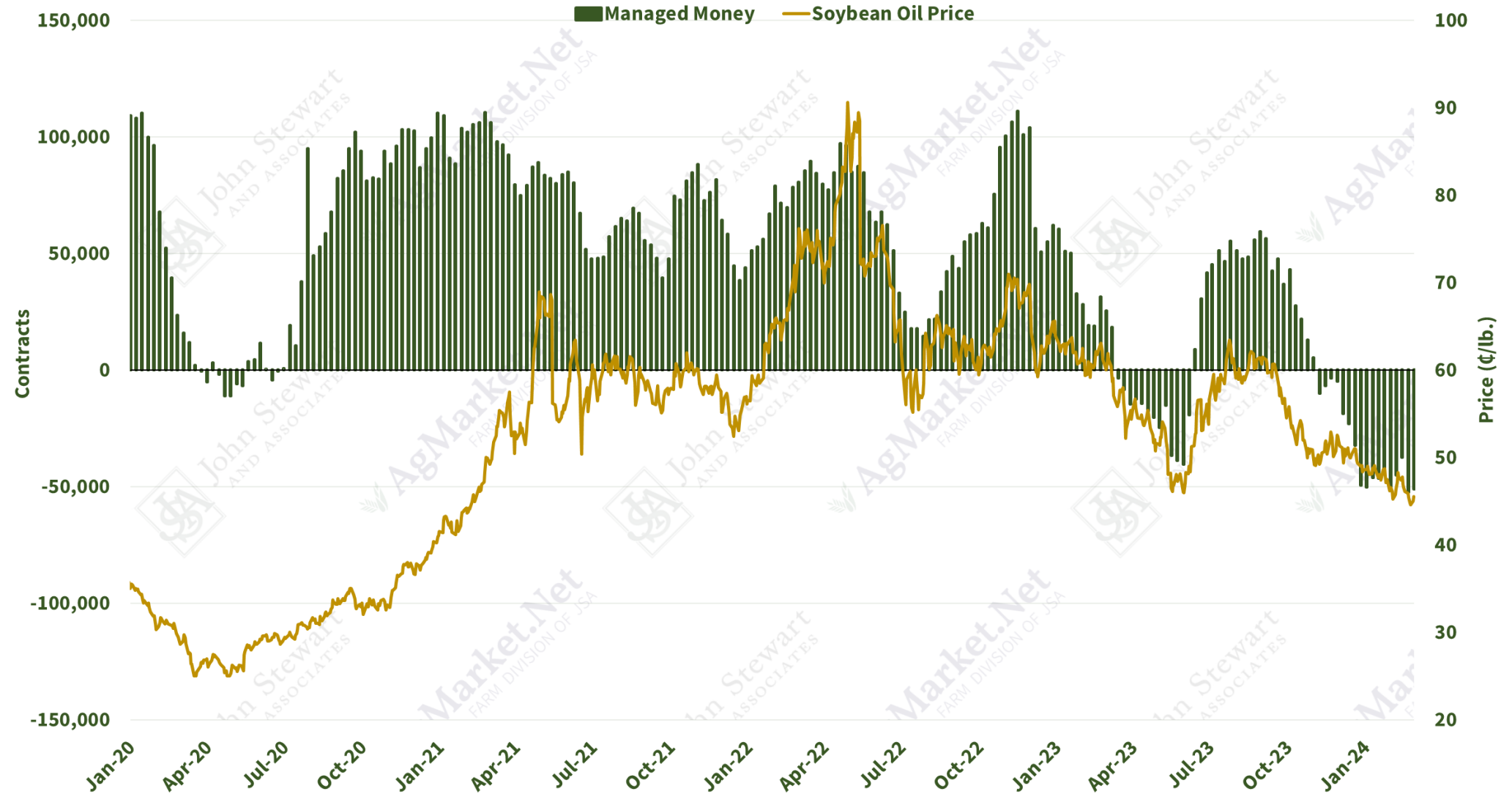
Net Soybean Meal Futures Only Position and Nearby Futures Price



Soybean Oil Snapshot (Futures Only)

Friday, March 1, 2024

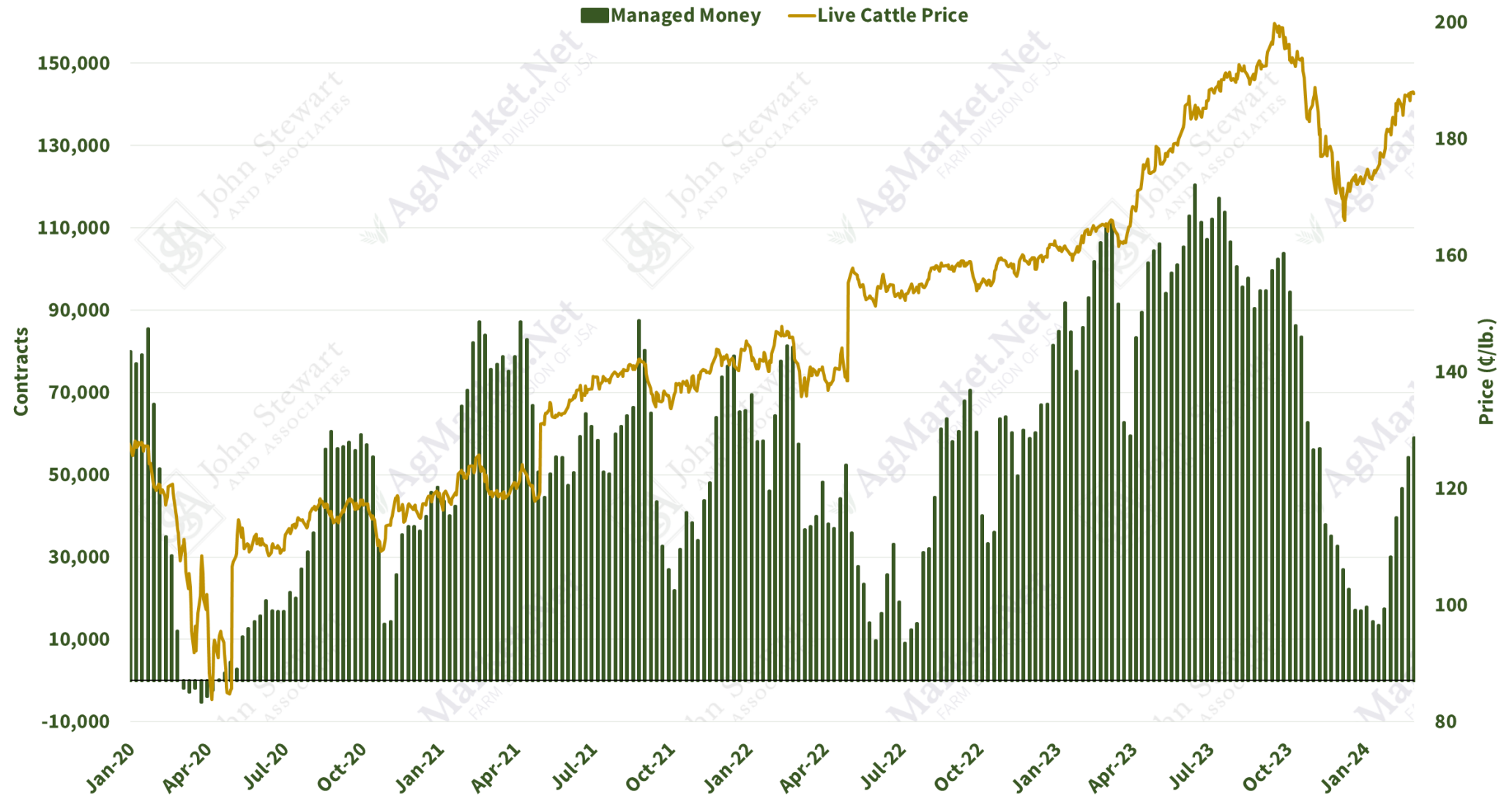
Net Soybean Oil Futures Only Position and Nearby Futures Price



Live Cattle Snapshot (Futures Only)

Friday, March 1, 2024

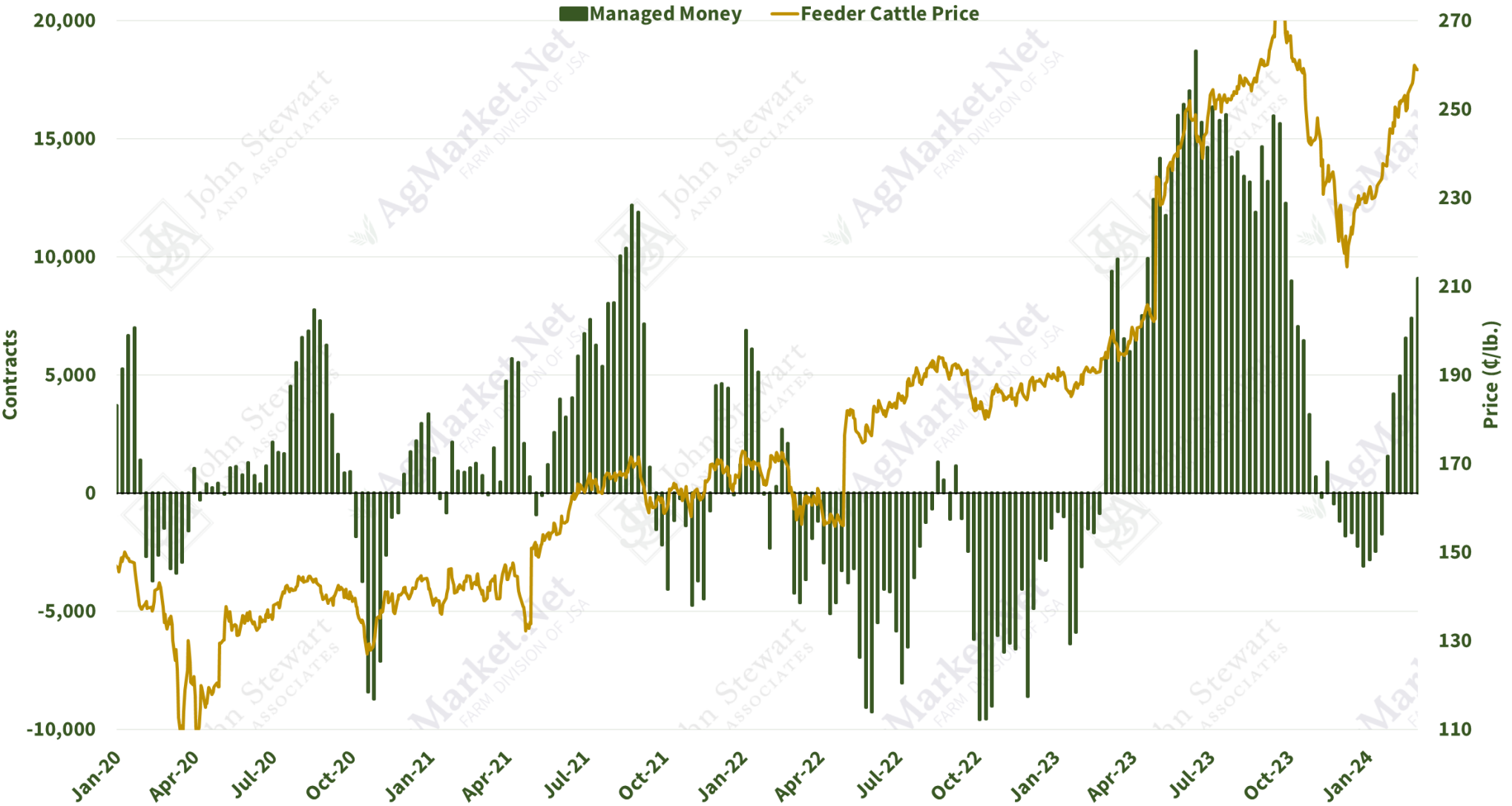
Net Live Cattle Futures Only Position and Nearby Futures Price



Feeder Cattle Snapshot (Futures Only)

Friday, March 1, 2024

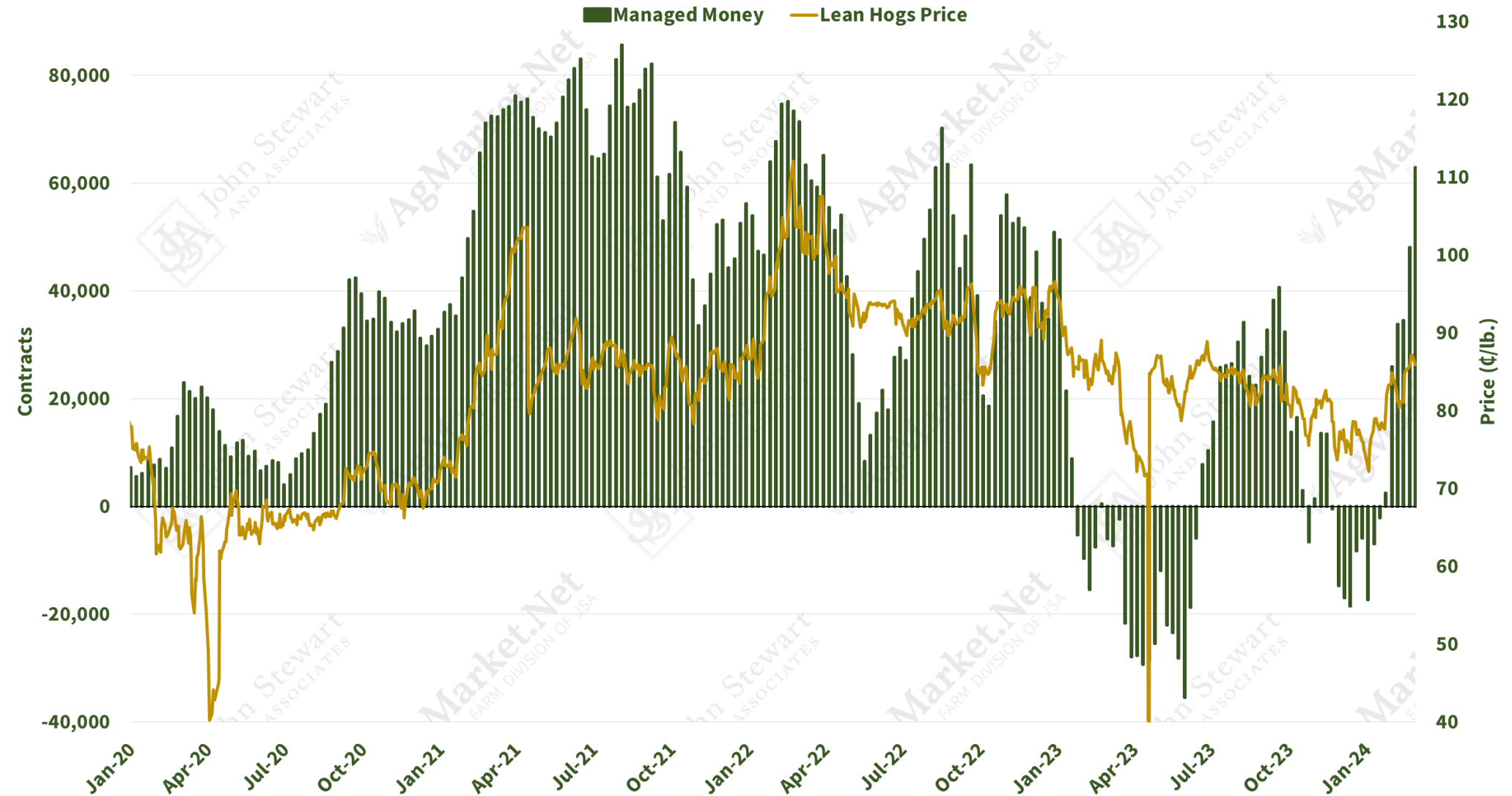
Net Feeder Cattle Futures Only Position and Nearby Futures Price



Lean Hogs Snapshot (Futures Only)

Friday, March 1, 2024

Net Lean Hogs Futures Only Position and Nearby Futures Price



Trading commodity futures, options on futures, cash commodities and over-the-counter derivative products involve substantial risk of loss and may not be suitable for all investors. John Stewart & Associates, Inc. does not accept orders to buy or sell by e-mail. The information contained in this message has been obtained from sources believed to be reliable, but is not guaranteed as to its accuracy or completeness. Opinions are solely those of the author, subject to change at any time, and do not constitute a solicitation to buy or sell commodity futures, options, or over-the-counter derivative products. Past performance is not indicative of future results. © John Stewart & Associates, Inc. 2024